


# GRANITE EFFECT FILLER



**QUALITY  
THAT IS  
INSPIRED**



THE R.J.  
**MARSHALL**  
COMPANY

## Color Range

The Densified Granite Effect Series (**DGE**) and Luxury Granite Series (**LXS**) was developed to supply you, the cultured marble and solid surface artisan, with the most striking and up-to-date granite effect patterns available on the market. Since our original twelve-color product launch in 1991, the R.J. Marshall Company has responded to your requests for a wider range of colors, patterns and textures with dedication and innovation. Keeping pace with current design trends and staying at the forefront of technical research, we have created blends to help make you successful in a competitive marketplace.

**LXX** and **LXX-SE** is our latest addition to the Luxury Granite Series. This lineup consists of colors influenced by natural and engineered stone. Like the other Luxury Granite Series blends, LXX and LXX-SE contains a high percentage of large chips for a richer, more natural look. The LXX-SE line contains various translucent granules, creating an illusion of depth in the finished part that makes it almost look as if colored glass pieces were embedded in the background color. Those of you who need a product that incorporates metallics or other special effects granules can find a variety of shimmering colors in our LXX lineup.

**Illuminated Color Effect (ICE)** is a translucent filler that will give you the look of frosted glass with the properties of solid surface at an affordable price. When combined with lighting they will give you a dramatic, illuminated effect. They can be manufactured just like our DGE or StoneFill products and can be used with or without gelcoat.

## Quality Matters

In addition to innovation is the R.J. Marshall Company's commitment to quality. Every component of a Densified Granite Effect filler—from ATH, to granules, to finished mix— is processed and quality controlled at an R.J. Marshall manufacturing facility, guaranteeing batch-to-batch consistency and superior overall performance. Whether you use them in solid surface or cultured marble applications, DGE fillers will provide outstanding thermal shock performance (exceeds all ICPA certification standards when poured by standard manufacturing procedures) and a Class A fire retardancy with a 65-70% filler loading. Furthermore, DGE fillers offer you the advantages of excellent chemical and stain resistance in solid surface, flat stock applications.

## Custom Colors

Can't find what you're looking for in our DGE color palettes? Perhaps you need a match to an existing color pattern, or maybe you have an idea all your own that you would like to see developed. Then put the R.J. Marshall's custom color matching experience to work for you. Our color development team has created hundreds of special blends to meet the special needs of granite artisans all over the world, and we're not about to stop.

***Allow us to serve you with our innovation, quality, and expertise.***

**Colors in this brochure are representative. Final product determination must be based on casting in your resin and process.**



# LIGHTS




Arctic  
LXX 202



Flurries  
DGE 200



Winter  
ICE 7501



Seashell  
LXS 206



Cashmere  
DGE 205



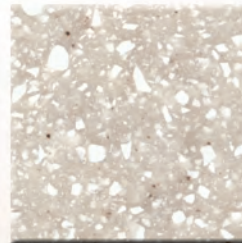
Blizzard  
LXS 203




Biscay  
LXX 204 SE

---

# BEIGES




Angora  
LXS 355




Venetian Sand  
LXS 319



Aurora  
DGE 305



Sandalwood  
LXS 365




Crushed Almond  
DGE 390



Golden Tortilla  
LXS 370

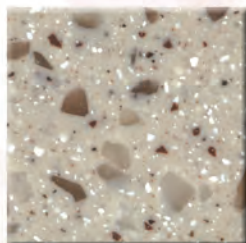
# NATURALS




Acorn  
LXS 308



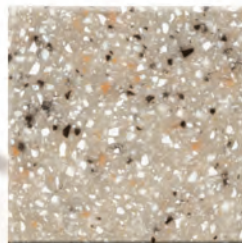
Dark Chocolate  
DGE 347



Bahia  
LXX 302 SE




Autumn  
DGE 307




Sandy Beach  
DGE 300



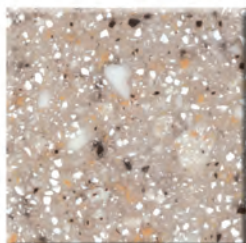
Riverstone  
DGE 335



Walnut Toffee  
DGE 330




Navajo  
LXS 345




Desert Rock  
LXS 315




Whole Wheat  
DGE 310



Aggregate  
LXS 320




Cobblestone  
LXS 322



Boston Brown  
LXX 336



## WARMS




Sedona  
LXS 870




Copper (metallic)  
LXX 910




Peach Freeze  
DGE 800



Canyon  
LXS 394




Mocha  
DGE 321




Spice  
DGE 805

---


## GREENS & BLUES



Spanish Moss  
DGE 625



Winter Pines  
LXS 630



Lake Michigan  
DGE 750



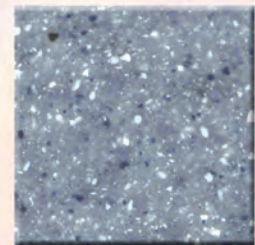
Emerald  
ICE 7535



Jade  
ICE 7538




Sky  
ICE 7540




Blue Jeans  
DGE 725

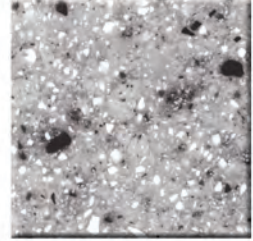
## GRAYS




Concrete  
DGE 281




Storm Clouds  
LXS 230



Moonstone  
LXS 235



Pewter  
DGE 210




Lunar  
LXS 212




Silver (metallic)  
LXX 912

---


## DARKS




Obsidian  
DGE 420




Silverado  
LXX 905



Charcoal  
DGE 400



Copper Ridge  
LXX 903



Gold Rush  
LXX 904

# Densified Granite Effect Series Product Information

**The Densified Granite Series offers these advantages:**

- One bag mix.
- The same appearance is obtained with horizontal or vertical casting.
- May be used for solid surface (vacuum mixing) or for cultured granite.
- Exhibits excellent stain resistance in solid surface, flat stock applications.
- Class A fire retardancy is possible with a 65-70% filler loading.

**Equipment** - The basic equipment needed for solid surface manufacturing includes a batch vacuum mixer or continuous casting machine with a densifier, appropriate molds, table sander, and necessary saws and routers. For cultured granite manufacturing a mixer and molds are needed.

**Resin Suggestions** - The appearance of the final product may vary in color consistency when different resins are used. While percentages may vary, the recommended resin level for most DGE applications is 30-35% by weight. In cultured granite applications (behind a clear gel coat), the use of an onyx or swing type resin is recommended due to the high translucent nature of the material.

**Catalyst Level** - A catalyst level of 1.5% by weight of resin is a recommended starting point. Differing catalyst levels can change the overall color of the material. The gel time should be between 20 and 30 minutes. If excessive gel times are experienced a change in catalyst may be necessary.

**Matrix Consistency** - When the resin level is around 30-35% by weight the matrix should have a workable consistency. The use of Hylite Granules or Luxury line granites with Hylites included may require a higher viscosity mix and less / no vibration.

**Vibration** - If vibration is necessary it should be minimal. Vacuum mixing, creating a matrix with an appropriate viscosity, and using proper pouring techniques should eliminate air entrapment in the matrix.

**Thermal Cycling** - When poured by standard manufacturing procedures DGE filler will exceed all ICPE certification standards.

**Physical Properties** - Meets or exceeds all solid surface standards when properly used.





toll free: 800-338-7900  
customer care: 888-514-8600  
[www.rjmarshall.com](http://www.rjmarshall.com)  
[salesinfo@rjmarshall.com](mailto:salesinfo@rjmarshall.com)