



THE R.J.  
**MARSHALL**  
COMPANY

# Texas Stocking Program

The R.J. Marshall Company introduces 49 colors to inventory in Mansfield, TX.

**Spray Granite Extreme (SGE) & Spray Granite Advantage (SGA)** filler systems are an alternative to solid surface and cultured granite castings. They are designed to be mixed into a clear gelcoat and sprayed behind a clear gelcoat or against the mold as the primary wear surface.



SGE 213 Snow Drift



SGE 225 Frost



SGE 245 Boulder



SGE 263 Moonscape



SGE 311 Latte




SGE 348 Rocky Trail



SGE 361 Maize



SGE 376 Bahama Sand



SGE 425 Milky Way



SGA 210 Pewter



SGA 300 Sandy Beach



SGA 323 Aspen



SGA 330 Walnut Toffee

*Spray  
Granite  
Advantage*




SGA 334 Cappuccino




SGA 422 Galaxy Black

**Densified Granite Effect (DGE) & Luxury Granite (LXS)** offers popular granite effect colors for solid surface or cast cultured granite.

**Densified  
Granite  
Effect**



LXS 235 Moonstone



DGE 300 Sandy Beach




DGE 305 Aurora



LXS 320 Aggregate




DGE 321 Mocha



LXS 322 Cobblestone



DGE 330 Walnut Toffee



LXS 336 Boston Brown

**Stone Fill (SFL) & The New Stone Fill HD (SFHD)** granite effect materials are designed for casting behind clear gel coat. Stone Fill HD offers a translucent, large aggregate appearance without the gel coat orange peel. Stone Fill HD adds another unique option for marble manufacturers that compliments the already popular Stone Fill line.

**STONE  
FILL HD**



SFHD 2085 Polar



SFHD 2105 Savannah



SFHD 2340 Oyster



SFHD 2400 Silver Birch



SFHD 2720 Flagstaff



SFHD 3010 Riviera



SFHD 3150 Sahara



SFHD 3200 Caraway



SFHD 3365 Mesa




SFHD 3675 Hickory



SFHD 3815 Granola



SFHD 3825 Nutmeg



SFHD 3945 Maui



SFHD 4115 Meteor Grey

**STONE  
FILL**



SFL 2013 Sand Dollar



SFL 2030 Blizzard



SFL 2100 Pewter



SFL 3000 Sandy Beach



SFL 3110 Tidal Sand



SFL 3300 Walnut Toffee



SFL 3350 Coffee



SFL 3600 Light Fawn



SFL 3620 Sycamore



SFL 3750 Tortilla Chip



SFL 3900 Crushed Almond



SFL 4200 Obsidian



THE R. J.  
**MARSHALL**  
COMPANY

For more color options or custom color creations/matching please visit us on the web or contact our Customer Care department.

[www.Rjmarshall.com](http://www.Rjmarshall.com)

August 2015