

*Spray
Granite
Advantage*



THE R.J.
MARSHALL
COMPANY

Spray Granite Advantage



SGA203 Blizzard



SGA205 Cashmere



SGA210 Pewter



SGL211 Silver Stone



SGA251 City Grey



SGA254 Slate



SGA255 Tweed



SGA300 Sandy Beach



SGA320 Aggregate



SGA323 Aspen



SGL324 El Paso



SGA325 Biscotti




SGA330 Walnut Toffee



SGA334 Cappuccino



SGA335 Riverstone



SGL338 Dakota



SGL343 Pecan



SGA350 Butterscotch



SGA351 Antique



SGL352 Oatmeal

Spray Granite Advantage (SGA) filler system is an economical alternative to solid surface and cultured granite castings. It is designed to be mixed into a clear gelcoat and sprayed behind a clear gelcoat or against the mold as the primary wear surface. Spray Granite Advantage can be used in cast polymer and fiberglass reinforced plastic products. It is made from the highest UV stable thermoset polyester resin and ATH fillers available.

Spray Granite Large (SGL) incorporates granules as large as 10 mesh to create a more chunky appearance like solid surface or natural granite. Like SGA, SGL has been developed to build opacity quickly which improves cost efficiency.



SGL360 Roman Gold




SGA363 Chestnut



SGA390 Crushed Almond



SGL392 Barley



SGA420 Obsidian



SGA422 Galaxy Black



SGA530 Firebrick




SGA620 Greenwood



SGA630 Winter Pines



SGA725 Blue Jeans



SGA750 Lake Michigan



SGA800 Peach Freeze



SGA806 Harvest



SGL849 Autumn

Spray Granite Advantage is shipped as a non-hazardous, non-flammable material and will last indefinitely if properly stored. Spray Granite Advantage is available in standard colors with a minimum order size of 1-gallon. Custom colors and color matching is available upon request.

- ◆ **Outstanding coverage and hide properties**
- ◆ **Less shrinkage than thermal plastic granule products**
- ◆ **Superior bonding with your quality gelcoat system**
- ◆ **Easier sanding and less finishing time as compared to thermal plastic granule products**
- ◆ **Superior hardness, stain resistance and thermal shock performance**
- ◆ **The ability to mix only what you need when you need it (mix today, spray today)**
- ◆ **Extraordinary cost savings when compared to other "wet" ready-to-spray products**

Actual color and granule size will vary.

Final product determination must be based on spraying in your process.

Spray Granite Advantage Suggestions For Use

Spray Granite Advantage Large (SGL):

This material needs to be evaluated for use in your application and equipment. Some systems will not handle the larger granules. We suggest that molds be pre-wet with gel coat before spraying these products through dry spray equipment to maximize transfer efficiency and minimize the chance for porosity on the surface of the part.

Equipment:

Spray Granites can be effectively applied with a cup gun and a #9 nozzle (9/32 inch orifice). For larger volume applications, a dry spray and a volume wet spray system may be used. If the spray equipment plugs: try a larger orifice, drill air intake hole larger on cup gun lid or add more gelcoat to the mix.

Filler / Resin Ratio:

This product should be mixed into a good quality clear gelcoat at a ratio of 60% gelcoat to 40% filler. It is essential that a gelcoat be used to provide the proper thixotropy and ultraviolet light stability. Thixotropy values of 5 or higher will hold granules in place on vertical surfaces. The opacity of the matrix is provided by the granite effect particulate only, so the filler loading should remain as high as possible.

Catalyst Levels:

The catalyst levels used should be based on recommendations from your gelcoat or catalyst supplier. If you are using a cup gun to spray the granites you may want to consult your gelcoat manufacturer about the minimum catalyst levels to give you additional working time. Do not go below the minimum catalyst level your gelcoat manufacturer recommends.

Matrix Consistency:

Since every gelcoat is different, the mix ratios will vary. If the granules bounce off the mold when you spray, the mix is too thick. If the granules sag or the granite layer does not become opaque the mix needs additional filler.

Background Color / Color Additives:

The background color of the Spray Granite Advantage is provided by the combination of it's colored granule concentrates. Pigmentation can be used to alter it if the granite is to be sprayed behind a gelcoat. Some care must be taken in pigmenting non-gel coated parts if the surface is going to be sanded after spraying. In these cases, most of the pigmented color will be lost, as a greater granule surface area will be exposed, diminishing the visible pigmented resin which had covered the surface. Note, the final appearance of Spray Granite products can be altered with change in catalyation, backfill pigmentation and surface treatment.

Overflows - Spraying under the overflows is particularly difficult. Make sure that extra care is taken to get good coverage in that area.

Backsplashes - The granules will stop the backsplashes from closing tightly. Make sure the area where the backslash door fits up against the mold is well taped before spraying. Remove the tape and all granules that might stop a snug fit before closing the backslash door.

Thermal Cycling - SGA makes certified cast polymer parts. For a superior product, use it behind gelcoat with 10% Prolite 700C in the backfill matrix to make a part that surpasses 1000 cycles.



THE R. J.
MARSHALL
COMPANY

toll free: 800-338-7900
customer care: 888-514-8600
www.Rjmarshall.com
salesinfo@rjmarshall.com

